



GROWN OUT BEFORE WORN OUT...

PARENTS' GUIDE



0870 165 0161 | WWW.SCHOOLTRENDS.CO.UK

INTRODUCTION TO SCHOOL TRENDS

School Trends have been supplying school uniform for over 25 years. Our aim is to deliver clothing that represents excellent value for money without compromising on quality. All our garments are purpose made for the schoolwear market to ensure they are hard wearing and durable. This parents' guide is designed to help you select the correct sized garments for your child and provide basic garment care instructions.

We hope you find it useful.

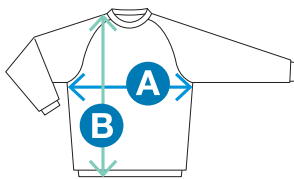
School Trends



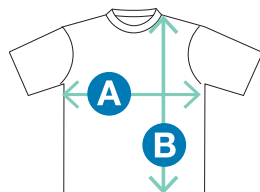
GROWN OUT BEFORE WORN OUT...

HOW TO MEASURE

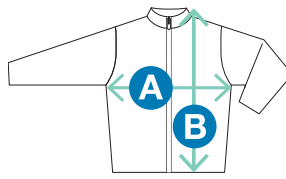
The diagrams below indicate the measurements you need to select the correct size garment for your child. We have included a tape measure at the bottom of this guide for your convenience.



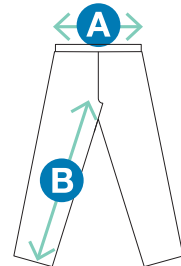
Sweatshirts, Sweatcardis, Knitwear and Long Sleeved Polo Shirt



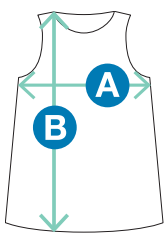
Polo Shirts and T-Shirt



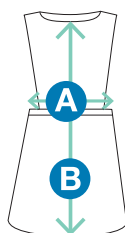
Blazers, Reversible Coat, Fleece Jacket, Urban Jacket, Light-weight Jacket, Parka Jacket, Tracksuit Top, and All Weather Suit (Jacket)



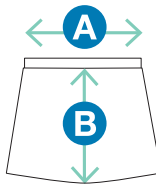
Relaxed Joggers, Tracksuit Bottom, All Weather Suit (Trousers)



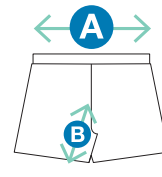
Pinafores and Gingham Dresses



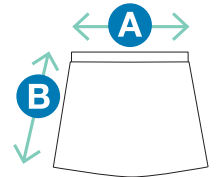
Tartan Bib Pinafore



Girls Tartan Box Pleated Skirt & Kilt



Shadow Stripe, Fitted and Poly/Cotton P.E. Shorts



Girls Skirts and P.E. Skort

As a tip some parents find it useful to measure an existing garment and compare it to our garment specification

GARMENT SPECIFICATION

CLASSIC CREW NECK, HOODED SWEATSHIRT, ESSENTIAL CREW AND V-NECK SWEATSHIRT*

Approx. Age (years)	3/4	4/5	5/6	7/8	9/10	11/12	
Size to fit chest (inches)	22	24	26	28	30	32	S
A) Finished Chest (cm)	66	71	76	81	86	92	96
B) Finished Length (cm)	42	44.5	47	49.5	52	60	65

* Please note 3/4 is not available in V-Neck Sweatshirt

CLASSIC SWEATCARDI & ESSENTIAL SWEATCARDI

Approx. Age (years)	3/4	4/5	5/6	7/8	9/10	11/12	
Size to fit chest (inches)	22	24	26	28	30	32	S
A) Finished Chest (cm)	66	71	76	81	86	92	96
B) Finished Length (cm)	42	44.5	47	49.5	52	60	65

CLASSIC POLO SHIRT & ESSENTIAL POLO SHIRT

Approx. Age (years)	4/5	5/6	7/8	9/10	11/12	
Size to fit chest (inches)	22/24	26	28	30	32	S
A) Finished Chest (cm)	69	74	79	84	89	94
B) Finished Length (cm)	47	50	53.5	57	61	66

TIPPED POLO SHIRT

Approx. Age (years)	2/3	3/4	5/6	7/8	9/10	11/12	13	14/15	S
A) Finished Chest (cm)	66	70	74	78	84	90	96	102	107
B) Finished Length (cm)	44	46	49	53	58	61	63.5	66	71

LONG SLEEVED POLO SHIRT

Approx. Age (years)	4/5	5/6	7/8	9/10	11/12	
Size to fit chest (inches)	22/24	26	28	30	32	S
A) Finished Chest (cm)	69	74	79	84	89	94
B) Finished Length (cm)	47	50	53.5	57	61	66

COURTELLE CLASSIC KNITWEAR

Approx. Age (years)	4/5	5/6	7/8	9/10	11/12	13
Size to fit chest (inches)	24	26	28	30	32	34
A) Finished Chest (cm)	66	70	76	80	86	92
B) Finished Length (cm)	44	47	52	57	61	65

PERFORMA™ KNITWEAR

Approx. Age (years)	3/4	5/6	7/8	9/10	11/12	13	S
A) Finished Chest (cm)	65	70	75	80	86	90	96
B) Finished Length (cm)	44	48	52	56	58	60	62



GINGHAM DRESS BUTTON FRONTED

Approx. Age (years)	3/4	4/5	5/6	6/7	7/8	8/9	9/10	10/11	11/12	12/13
A) Finished Chest (cm)	62	65	68	71	74	77.6	81	82	88	92
B) Finished Length (cm)	54.5	58.5	62.5	66.5	70.5	75	80	86.5	91	96.5

GINGHAM DRESS ZIP FRONTED

Approx. Age (years)	3/4	4/5	5/6	6/7	7/8	8/9	9/10
A) Finished Chest (cm)	62	64	66	68	70	73	76
B) Finished Length (cm)	53.5	56	61	66	71.5	76.5	81.5

URBAN JACKET

Approx. Age (years)	3/4	5/6	7/8	9/10	11/12	X/S
A) Finished Chest (cm)	85	91	97	103	109	107
B) Finished Length (cm)	50	54	58	62	66	72

FLEECE JACKET

Approx. Age (years)	3/4	5/6	7/8	9/10	11/12	13/14
A) Finished Chest (cm)	74	80	86	92	98	104
B) Finished Length (cm)	48	52	57	60	64	68

ULTIMATE REVERSIBLE COAT & LIGHTWEIGHT JACKET

Approx. Age (years)	3/4	5/6	7/8	9/10	11/12	13/14
A) Finished Chest (cm)	85	91	97	103	109	115
B) Finished Length (cm)	52	56	60	64	68	72

NEW - PARKA COAT

Approx. Age (years)	3/4	5/6	7/8	9/10	11/12	13/14
A) Finished Chest (cm)	82	94	98	104	108	114
B) Finished Length (cm)	53	60	62	64	66	68

NEW - SOFTSHELL JACKET

Approx. Age (years)	3/4	5/6	7/8	9/10	11/12	13/14
A) Finished Chest (cm)	65	71	77	83	89	96
B) Finished Length (cm)	44	48	52	56	60	64

PINAFORE DRESS

Approx. Age (years)	4	5	6	7	8	9	10
A) Finished Chest (cm)	69	70.5	72	74	76	78	82
B) Finished Length (cm)	60	63	66	69	72	76	80

TARTAN KILT

Approx. Age (years)	3/4	5/6	7/8	9/10	11/12	13
A) Waist Relaxed (cm)	48	50	52	54	56	59
B) Finished Length (cm)	28	33	37	41	43	45

TARTAN BOX PLEATED SKIRT

Approx. Age (years)	3/4	5/6	7/8	9/10	11/12	13
A) Waist Relaxed (cm)	44	46	48	50	52	55
B) Finished Length (cm)	31	35	39	43	47	51

TARTAN BIB PINAFORE

Approx. Age (years)	3/4	5/6	7/8	9/10	11/12	13
A) Waist Relaxed (cm)	52	56	60	65	70	75
B) Length at Centre Back (cm)	48	55	62	69	74	79

T-SHIRT

Approx. Age (years)	4/5	5/6	7/8	9/10	11/12	
Size to fit chest (inches)	22/24	26	28	30	32	S
A) Finished Chest (cm)	69	77	82	88	92	99
B) Finished Length (cm)	49	52	53.5	59	62	68

NEW - RELAXED JOGGERS

Approx. Age (years)	2/3	3/4	5/6	7/8	9/10	11/12	13/14
A) Waist Relaxed (cm)	46	50	54	58	62	66	70
B) Inside Leg (cm)	33.5	40	48	56.5	63	70	76.5

ALL WEATHER SUIT (JACKET)

Approx. Age (years)	3/4	5/6	7/8	9/10	11/12	S
A) Finished Chest(cm)	86	91	96	101	106	116
B) Finished Length (cm)	53	60	62	64	66	74

SHADOW STRIPE SHORTS

Approx. Age (years)	2/4	4/7	7/10	10/13	
Size to fit waist (inches)	18/20	22/24	26/28	30/32	34/36
A) Waist Relaxed (cm)	42	46	50	54	58
B) Inside Leg (cm)	6	8	9	10	11

NEW - POLY-COTTON SHORTS

Approx. Age (years)	2/3	3/4	5/6	7/8	8/9	9/10	11/12	13	
Size to fit waist (inches)	18	20	22	24	26	28	30	32	34/36
A) Waist Relaxed (cm)	38	40	46	50	54	58	62	66	72

FITTED SHORTS

Approx. Age (years)	4/5	6/7	8/9	11/12
A) Waist Relaxed (cm)	46	48	50	52
B) Inside Leg (cm)	13	14	15	16

TRACKSUIT TOP

Approx. Age (years)	5/6	7/8	9/10	11/12	13
Size to fit chest (inches)	26	28	30	32	34/36
A) Finished Chest (cm)	94	100	106	112	118
B) Finished Length (cm)	50	55	60	65	70

BLAZER & CAMBRIDGE BLAZER - GIRLS

Approx. Age (years)	3/4	5/6	7/8	8/9	9/10	11/12	13
Size to fit chest (inches)	(22")	(24")	(26")	(28")	(30")	(32")	(34")
A) Finished Chest (cm)	71.5	76.5	81.5	86.5	92	96.5	101.5
B) Finished Length (cm)	43.5	48.5	53.5	58.5	61	63.5	68.5

ALL WEATHER SUIT (TROUSER) & WATERPROOF TROUSER

Approx. Age (years)	3/4	5/6	7/8	9/10	11/12	S
A) Waist Relaxed (cm)	42	45	48	51	53	92
B) Inside Leg (cm)	46	50	54	58	60	73

PE SKORT




Approx. Age (years)	5/6	7/8	9/10	11/12
A) Waist Relaxed (cm)	48	52	56	60
B) Inside Leg (cm)	28	29	30	31

TRACKSUIT BOTTOM

Approx. Age (years)	5/6	7/8	9/10	11/12	13		
Size to fit waist (inches)	20/22	22/24	24/26	26/28	28/30	30/32	32/34
A) Finished Chest (cm)	51	53	56	59	63	67	73
B) Finished Length (cm)	47	52	57.5	63	68	73	77.5

BLAZER & CAMBRIDGE BLAZER - BOYS

Approx. Age (years)	3/4	5/6	7/8	8/9	9/10	11/12	13
Size to fit chest (inches)	(22")	(24")	(26")	(28")	(30")	(32")	(34")
A) Finished Chest (cm)	71.5	76.5	81.5	86.5	92	96.5	101.5
B) Finished Length (cm)	43	48	53.5	58.5	62.5	66	71



Please note: Finished length measurements for tops, dresses and jackets are taken from the shoulder neck point to hem including rib trims if applicable. However Tartan Pinafore and Blazers are measured from the centre back and the Box Pleated Skirt and Kilt are taken from under the waist band. On all stated measurements please allow for 5% commercial tolerance.

KEEP LOOKING BETTER FOR LONGER

School Trends aims to provide you with the best value schoolwear and to ensure that your garments keep looking their best for longer, in all School Trends garments, you will find wash care symbols to ensure they always look like a World class product.

General Garment Care Instructions

1. Always refer to the garment care instructions printed on the label inside your garment.
2. Always ensure you sort your garments into like for like colours and fabrics for washing.
3. Be careful not to overload your washing machine.
4. Turn garments inside out prior to machine washing.
5. Always wash dark colours separately.
6. For whites we recommend the use of wash care products that are specifically formulated for whites. This ensures your whites stay white.
7. The use of fabric softener is not recommended as it is known to break down fibres in clothing.
8. Stain removers containing optical brightening agents or bleach are not recommended for use on colours or darks.



Cool tumble dry below 60°



Do not tumble dry



30° machine wash with maximum agitation and normal spin



40° machine wash with maximum agitation and normal spin



40° machine wash with medium agitation and short spin



50° machine wash with medium agitation and short spin



Do not use Chlorine bleach



Cool iron



Warm iron



Do not iron